

BONALDO

Dune

Designer: **Giuseppe Viganò**

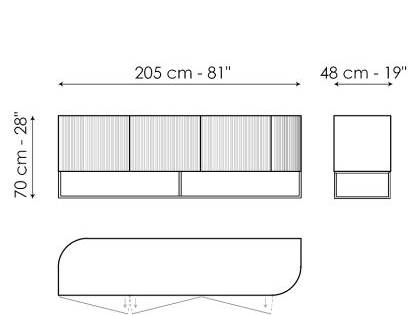


The wooden front doors feature a wavy surface that creates an alternation of light and shadow, while the metal base has an asymmetrical design that enhances the horizontal structure of the sideboard. Dune is a design wooden sideboard with a rigorous style, which is also extremely elegant and meticulously designed down to the last detail. It

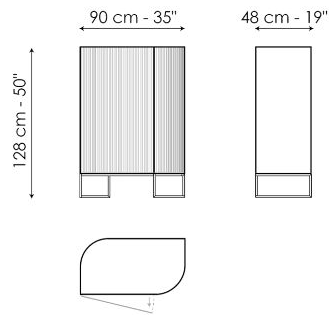
is an element that fits perfectly into both a private home and an office. The Dune sideboard is available in two different colour combinations: bronze lacquered wood outer frame, Canaletto walnut doors and bronze-coloured metal base or lead lacquered wood outer frame, coal ash doors and lead-coloured metal base.



Data sheet



Dune
Width: 205cm
Depth: 48cm
Height: 70cm




Dune high
Width: 90cm
Depth: 48cm
Height: 128cm


Finishes

OUTSIDE FRAME

Wood



Lacquered wood
Mat bronze



Lacquered wood
Mat lead

DOORS

Wood



Veneered wood
Walnut Canaletto



Veneered wood
Coal oak

BASE

Plus Metal



Painted metal
Mat bronze



Painted metal
Mat lead

Materials, fabrics, leathers, colors and finishes are approximate and may slightly differ from actual ones. You can find the complete collection of Bonaldo fabrics and leathers on the website <https://www.bonaldo.biz/>

